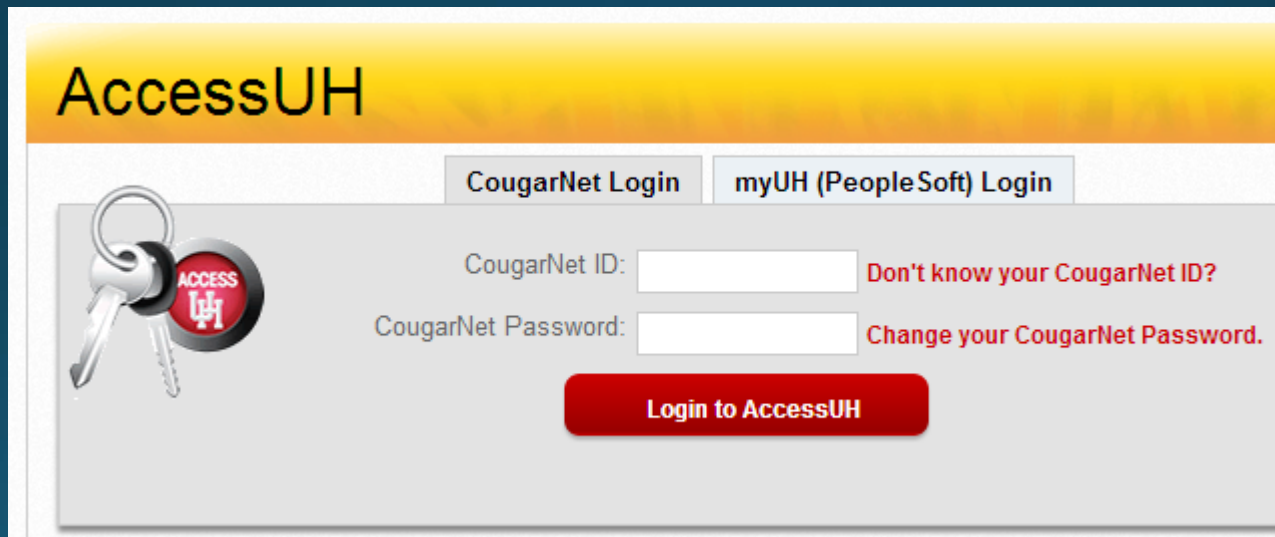


Homework submission

- Use Blackboard to submit your homework !

Blackboard

- Open <https://accessuh.uh.edu/login.php>, login with your cougarnet username and password:











The image shows the AccessUH login page. At the top, there is a yellow header with the text "AccessUH". Below the header, there are two tabs: "CougarNet Login" and "myUH (People Soft) Login". The "CougarNet Login" tab is selected. On the left side, there is an icon of a key with a red circular tag that says "ACCESS UH". To the right of the icon, there are two input fields: "CougarNet ID:" and "CougarNet Password:". To the right of the "CougarNet ID:" field, there is a link that says "Don't know your CougarNet ID?". To the right of the "CougarNet Password:" field, there is a link that says "Change your CougarNet Password.". Below the input fields, there is a red button with the text "Login to AccessUH".

Blackboard

- Choose “Blackboard Learn 9”

University Services

 Blackboard Learn 9	 Computer Security Awareness Training for Students	 CougarCard	 Facility Work Order System
 Get Involved	 Parking Self-Service	 Software Download	 T.A.P. Employee Online Training

Find COSC 2320

Course List

Courses where you are: Student

H_20141_COSC_6340_17725: 2014SP-17725-COSC6340-Database Systems
Instructor: David Matusevich; Carlos Ordonez;

Courses where you are: UH Teaching Assistant

H_20133_COSC_2320_14910_MAIN: 2013FA-14910-COSC2320-Data Structures *(unavailable - was last available Tuesday, December 31, 2013)*
Instructor: Carlos Ordonez;

H_20141_COSC_1304_19826: 2014SP-19826-COSC1304-C Programming
Instructor: Robert Lea;

Get to your homework

The screenshot displays the Blackboard LMS interface for a course. At the top, the text "UNIVERSITY of HOUSTON" is visible. Below this, a navigation bar shows a home icon and the word "Content". A sidebar on the left contains a list of course items: "2014SP-19826-COSC1304- C Programming" (with a home icon), "Information", "Content", "Messages", "Discussions", and "Tools". Below the sidebar, a section titled "COURSE MANAGEMENT" includes "Control Panel", "Content Collection", and "Course Tools". The main content area is titled "Content" and features a sub-navigation bar with "Build Content", "Assessments", "Tools", and "Partner Content". The main content area lists three items: "HW1" (with a document icon and a red 'X' over it), "Lecture Notes" (with a folder icon), and "SYLLABUS" (with a document icon).

UNIVERSITY of HOUSTON

Content

Content

Build Content Assessments Tools Partner Content

HW1

Lecture Notes

SYLLABUS

COURSE MANAGEMENT

Control Panel

Content Collection

Course Tools

Get to your homework

Preview Upload Assignment: HW1
You are previewing the assignment - your submission will not be saved.

Cancel Save as Draft **Submit**

Cancel Save as Draft **Submit**

ASSIGNMENT INFORMATION

Points Possible
100

ASSIGNMENT SUBMISSION

Text Submission Write Submission

Attach File Browse My Computer Browse Content Collection

Create a **zip file** if you are submitting multiple files!!!